

JOHN BEL EDWARDS
Governor



SHERYL M. RANATZA
Board Chair

State of Louisiana

BOARD OF PARDONS AND PAROLE

NOTICE AND AGENDA

PARDON HEARING DOCKET: October 12, 2020

The Board of Pardons (Pardon Board) will meet and conduct pardon hearings on the day of Monday, October 12, 2020. These meetings will be conducted by video conference using ZOOM. The offender or applicant will not be physically present, but will meet with the Pardon Board through video conference from their current correctional institution or home location (for non-incarcerated applicants). The Pardon Board virtual waiting room will open at 8:00 AM. If attending in person, you should join the meeting 15 minutes prior to the start time. If you are unable to attend the hearing and wish to know the results, please contact the Pardon Board office at (225) 342-5421 or (225)342-5422, after the date of the hearing.

Pursuant to the Public Meeting Law, the Pardon Board may go into Executive Session to discuss confidential information relative to the referenced case.

The Department of Public Safety and Corrections maintains a database for victims of crimes and if a victim wishes to do so, they can register with the department. Once registered, a victim will be notified of certain changes in the status of the convicted offender. If you are not registered and would like to be, you can contact Crime Victims Services Bureau by calling (225) 342-1056 or download a copy of the registration form from the Victim Services page on the agency website at <http://www.doc.louisiana.gov/>.

You may choose to participate in the hearing process through ZOOM Video Conferencing on a PC, Mac, Linux, iOS or Android device or by TELEPHONE. If you do not plan to speak, and wish only to observe, you can watch the hearing live at [Youtube](#). You can also visit our website [here](#) for more information pertaining to upcoming Pardon and Parole hearings.

Public Comment:

There are two options to provide public comment for the Pardon Hearing, of which you have interest, prior to or during the meeting. See the process below for both options. Any public comment received will be read during the meeting, except those provided by victims, which will be kept confidential.

Prior to the Meeting:

- Emailing the Board, a Video and/or letter, up to 5:00 pm on the day before the hearing. All emails must be submitted to ParoleBoard@La.gov and must include the offender's name and DOC number, your name and a statement. If you will be attending or wish to speak during the meeting, please indicate in your email and you will be addressed during the meeting.
- Mail in a letter and/or video to the Pardon Board at P.O. Box 94304, Baton Rouge, LA 70804.

During the Meeting:

- If you choose to participant live through ZOOM, please see the attached instructions for attending through [ZOOM](#). The meeting ID # is: 986-320-2809. You can also access the meeting using this link: <https://ladoc-adm.zoom.us/j/9863202809>
- Once in the meeting room, inform staff if you would like to speak.
- If you choose to participating by phone, you will dial 1(669)900-6833 or 1(646)876-9923 and enter the meeting ID# shown above.

If there are any question regarding the instructions above, please contact (225) 342-5421 or (225) 342-6622. You are encouraged to test your device prior to the meeting to ensure there are no connectivity problems.

Please refer to the Board's webpage at [Board of Pardon/Committee on Parole](#) for specific docket information.

If special accommodations are needed, please email ParoleBoard@La.gov or call the Board office at 225-342-6622.



NOTICE: 10/12/20 PARDON HEARINGS HAVE BEEN POSTPONED, DUE TO THE AFTERMATH OF HURRICANE DELTA-ALL CASES WILL BE RESCHEDULED FOR 1/25/2021.

**NOTICE AND AGENDA
LOUISIANA BOARD OF PARDONS
REGULAR MEETING
Monday, October 12, 2020
8:30 am**

The Louisiana Board of Pardons will meet on Monday, October 12, 2020, at 8:30 am through video conference using ZOOM. Please see the above agenda for meeting ID#.

Please silence your cell phones before entering the meeting.

1. Call to Order
2. Roll Call
3. Public Comment (allowed on request before any action item)
4. Regular Business
 - a. Review and Approval of Minutes, Monday, September 21, 2020 Regular Meeting
 - b. Consideration of applications for clemency (see docket at doc.la.gov)
 - c. Note: Administrative review of clemency applications will take place on the next Pardon date of October 19, 2020.
5. New Business
 - a. Review and consideration for updating of the following policy:
07-705-A-DIR REHEARING GUIDLINES
6. Adjournment

The Board may convene an Executive Session at any time to discuss information that is confidential and not subject to public disclosure.

*If special accommodations are needed, please visit DOC.LA.GOV for Board contact information.
Contact person: John Poche at 225-342-5421*



**LOUISIANA
BOARD OF PARDONS & PAROLE**

Number: 07-705-A-DIR

Date: ~~July 20,~~
~~2020~~ September 30,
2015

Formatted: Strikethrough

Page: 1 of 2

BOARD DIRECTIVE

SUBJECT: REHEARING GUIDELINES

PURPOSE: ~~To establish guidelines for considering requests for parole re-~~
~~Hearings~~

Formatted: Underline

Formatted: Font: Not Bold

REFERENCES: ACA Standards 2-1086, 1086-1, 2-1122, and 2-1125 Board Policy,
07-705-POL, "Application for Rehearing/Request for
Reconsideration"

PURPOSE: ~~To establish guidelines for considering requests for parole re-~~
~~hearings~~

AUTHORITY: LAC Title 22, Part XI; La. R.S. 15:574.2

POLICY:

If an offender is denied parole at his initial parole hearing, the offender may apply for a rehearing in accordance with Board Policy, 07-705-POL, "Application for Rehearing; Request for Reconsideration of Decision." In addition, an offender whose parole has been revoked, and who is otherwise eligible for re-parole, may request a subsequent parole hearing.

PROCEDURE:

- A. When considering requests for rehearing, the parole panel considering the request shall consider ~~previous parole decisions, particularly the history of denials at minimum offender's time since previous hearing, disciplinary conduct, programs of completion, employment plan, residence plan and any other information related to his period of incarceration the Committee deems appropriate.~~
- B. The parole panel considering the request may deny the offender's request for rehearing, but each panel member must provide written reason for the decision to grant or deny the request for rehearing.
- C. Parole violators whose parole has been revoked may also request a rehearing. The parole violation should be considered in the context of an offender's total history in deciding whether or not to deny the offender's request for a rehearing.

Formatted: Not Strikethrough

07-705-A-DIR

~~July 20, 2020~~ September 30, 2015

Page 2 of 2

Formatted: Strikethrough

- D. An offender whose request for rehearing has been denied on multiple occasions, must be scheduled for a re-hearing no later than ten (10) years from the most recent parole hearing date, regardless of whether or not the offender has submitted a request for rehearing within the ten year—period. This subsequent hearing does not establish an expectation that an offender is likely to be granted parole.

SHERYL M. RANATZA, CHAIRMAN

**Signature on file*

This directive replaces and supersedes Board Directive 07-705-A-DIR, "Rehearing Guidelines" dated July 20, 2020.

Formatted: Font color: Light Blue

~~*This directive replaces and supersedes Board Directive, "Rehearing Guidelines" dated September 30, 2015.*~~

Formatted: Font color: Light Blue

Formatted: Strikethrough

This directive supersedes and replaces 07-705-A dated September 30, 2014.

Formatted: Strikethrough



LOUISIANA BOARD OF PARDONS

HEARING DOCKET: October 12, 2020 – 8:30 AM

Hearing Location: LA Department of Public Safety & Corrections, Headquarters Complex

504 Mayflower Street, Baton Rouge, LA 70802, 225.342.5421

Assigned	Applicant's Name	DOC #	Request/Location	JDC/Location	Offense	Vote
1.	GOINS, CARROLL P.	490255	CTO LTCW	4 TH JDC OUACHITA	Manslaughter	
2.	CAMERON, MARY	481229	CTO LCIW	4 TH JDC OUACHITA	Second Degree Murder	
3.	JACKSON, VIKKI	452462	CTO LCIW	5 TH JDC FRANKLIN	Manslaughter	
4.	SWAGGERTY, ANGELA	476261	CTO LCIW	22 ND JDC ST. TAMMANY	Obstruction of Justice, Second Degree Murder	
5.	THOMAS, DEBORAH A.	359920	CTO LCIW	ORLEANS	Second Degree Murder	
6.	LOVETT, JOHN C.	90399	CTO EHCC	19 TH JDC EBR	First Degree Murder	
7.	MCGEORGE, KENNETH	515347	CTO EHCC	22 ND JDC ST. TAMMANY	Second Degree Murder	
8.	BANFORD, MICHAEL	326381	CTO SPB	24 TH JDC JEFFERSON	Second Degree Murder	
9.	MANES, DAVID Attorney: Keith Nordyke	495399	CTO SPB	15 TH JDC VERMILION	Manslaughter, Manslaughter, Distribution of Cocaine	
10.	VIDRINE, JIMMY A.	94517	CTO SPB	13 TH JDC EVANGELINE	Second Degree Murder	
11.	FOY, DAVID W.	75309	CTO LSP	14 TH JDC CALCASIEU	Murder	

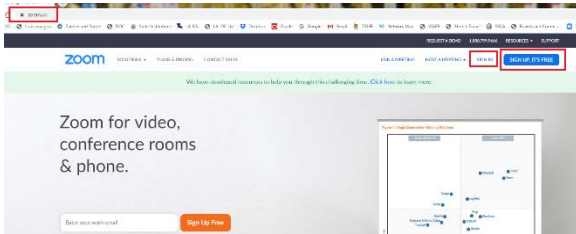
CTO=Commutation of Sentence - PWF=Pardon with Restoration of Firearms - PWOFF=Pardon without Restoration of Firearms - Released=Not incarcerated

Zoom Account Creation

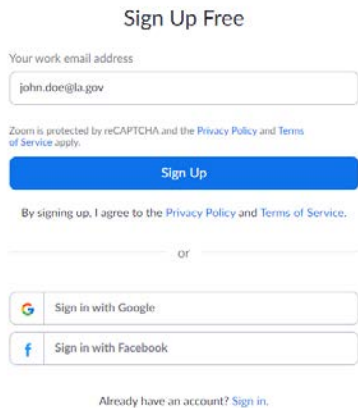
Go to zoom.us in your [Web Browser\(A\)](#) or open the [Zoom app\(B\)](#) on your ios device.

(A) Website:

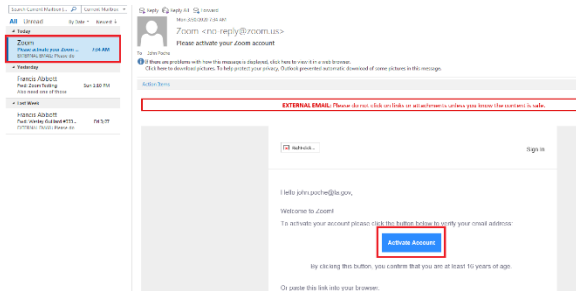
Click on Sign up to create a new profile or Sign in if you already have a profile associated with your @La.gov e-mail.



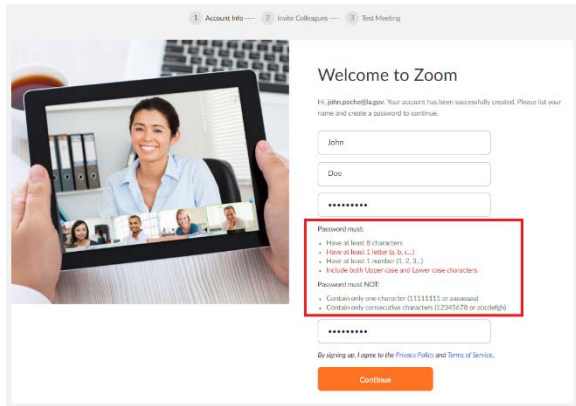
Enter your @la.gov e-mail address and click Sign Up:



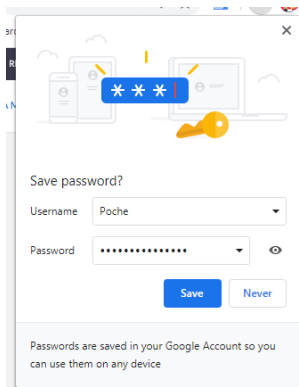
You will receive an e-mail to confirm and activate your account:



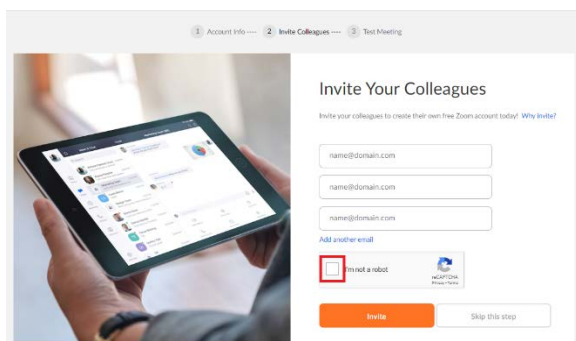
When clicking on activate account, it should open up a profile creator in your web browser. Enter you First and Last name and password following the instructions outlined in red for your password.



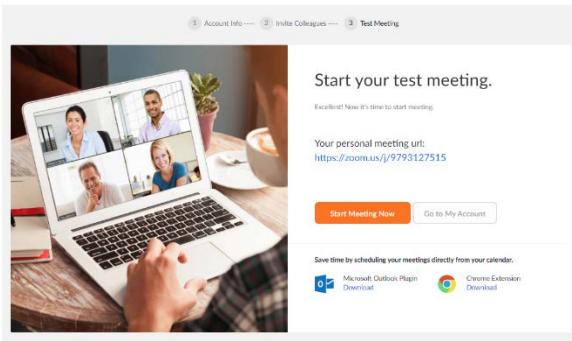
If prompted, allow your web browser to save the username and password



Click the check box below and then the “Skip this step” button:




You are done setting up your profile. You can now click on “Go to my Account” to change your settings.

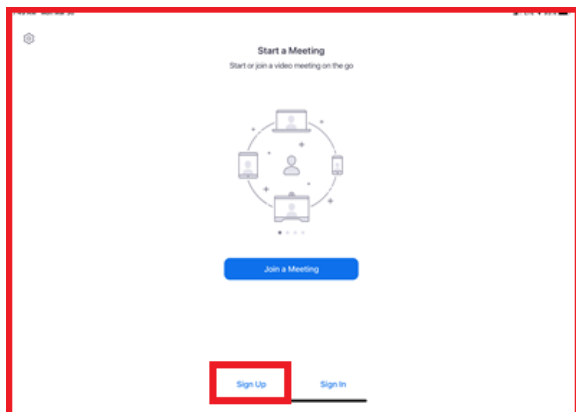


(B) Zoom App

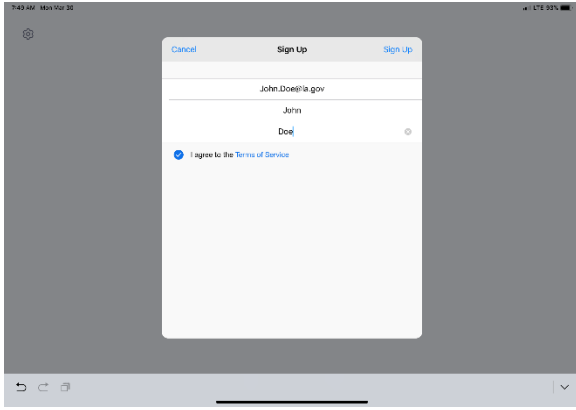
Download the Zoom App from the App Store:



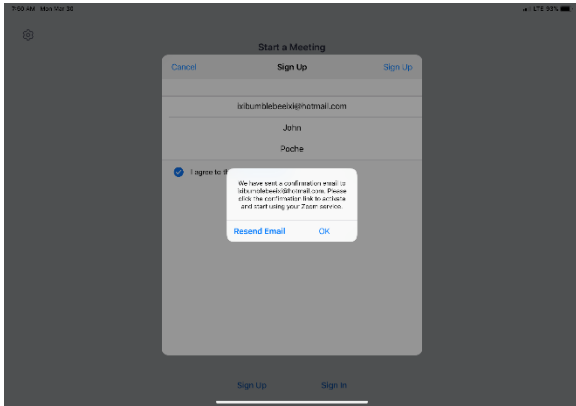
Click on Sign up to create a new profile or Sign in if you already have a profile associated with your @La.gov e-mail.



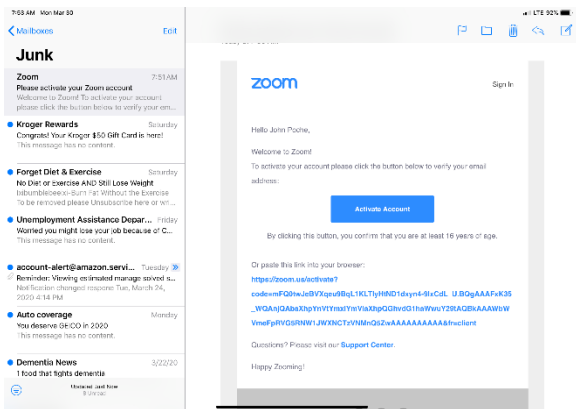
Fill in the information below using your @La.gov address:



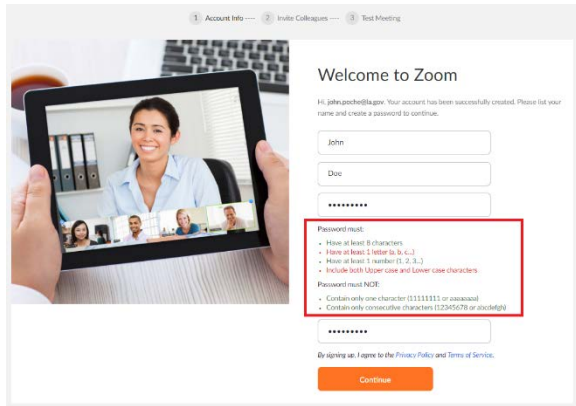
Check your e-mail before exiting this screen. If you did not receive the e-mail notice, click to resend the notice. Also, check your junk e-mail box as the notice may have been sent there.



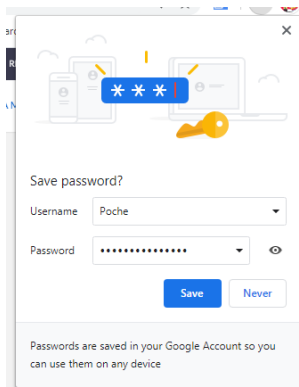
Once you receive the email, click activate your account. This will open up your web browser to complete your profile.



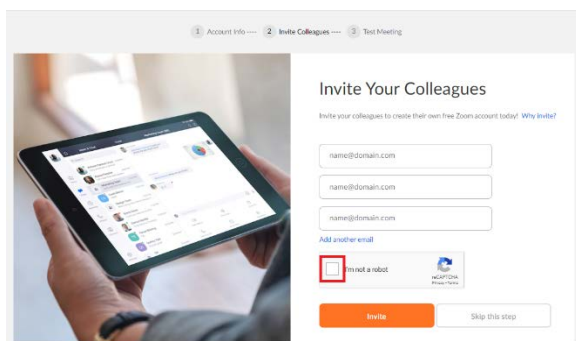
When clicking on activate account, it should open up a profile creator in your web browser. Enter you First and Last name and password following the instructions outlined in red for your password.



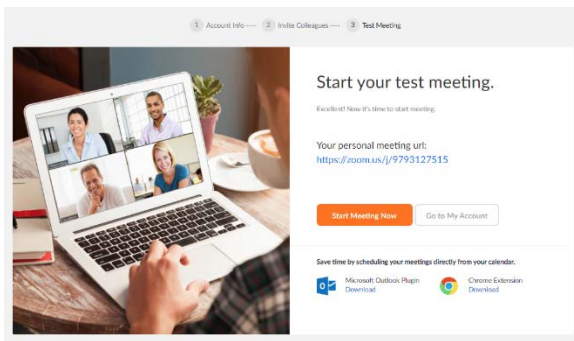
If prompted, allow your web browser to save the username and password



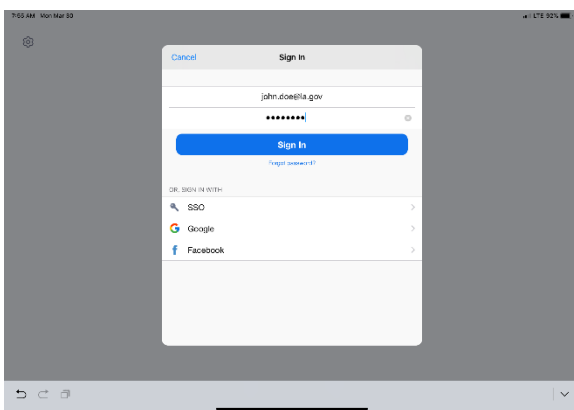
Click the “check box” below and then the “Skip this step” button:



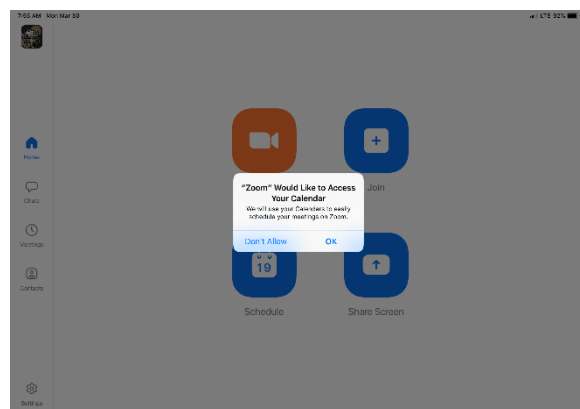
You are done setting up your profile. You can now click on “Go to my Account” to change your settings.



Once you have filled out your profile you can now reopen your zoom app and sign in with your e-mail address and password.



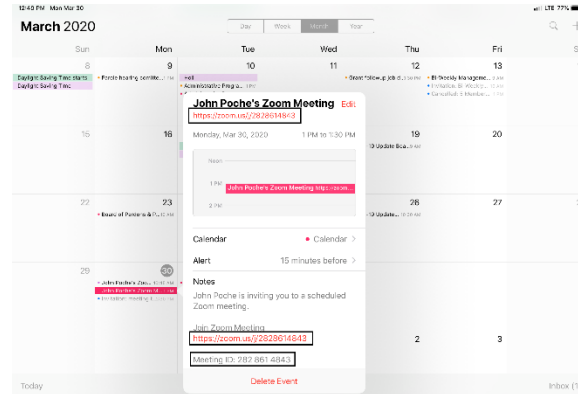
Click OK to allow Zoom to access your camera and Microphone.



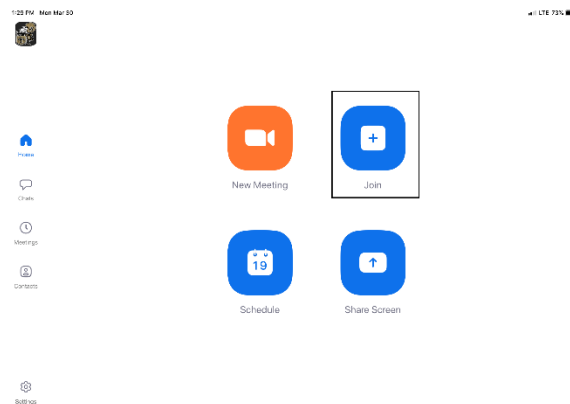
You are now setup for Zoom conference calls!!

Joining a Meeting:

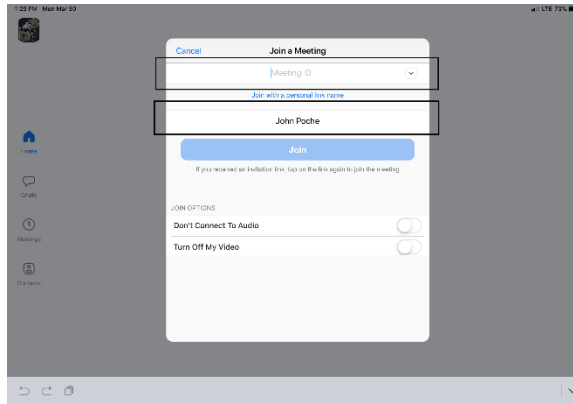
You can click the meeting address from your calendar. This will bring you straight into the meeting without needing a meeting ID or Password:



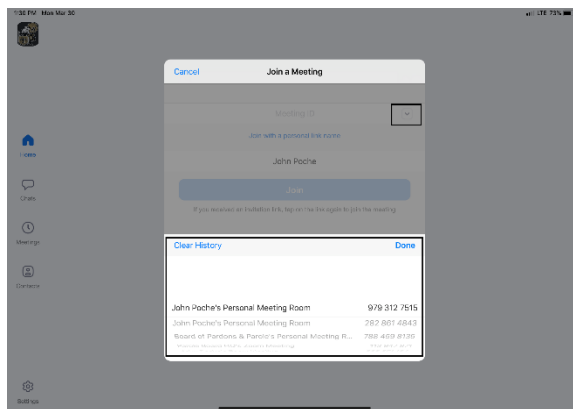
You can also click on Join from the main screen. In the Zoom App click on Join:



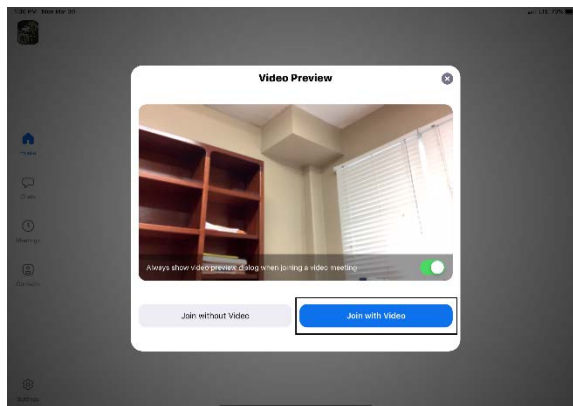
Enter your meeting ID and Name. The meeting ID number will be located on the invitation and a password may be required by the host:



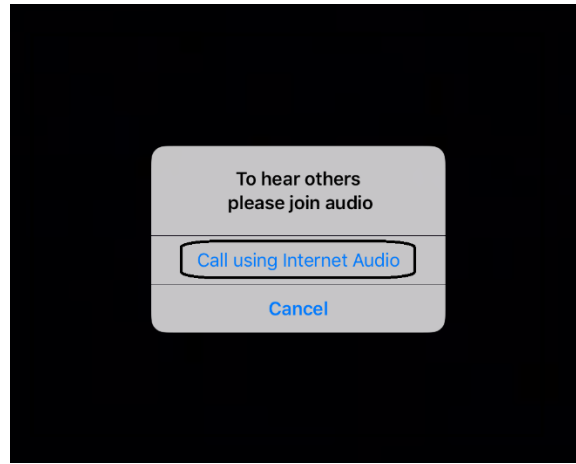
The dropdown arrow next to Meeting ID will show your previous rooms you have joined. This may help if you are continually joining the same room ID numbers:



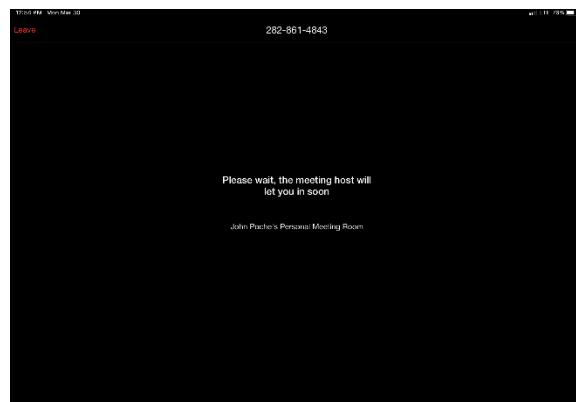
Click on Join with Video to enter the room:



Click on Call using Internet Audio:

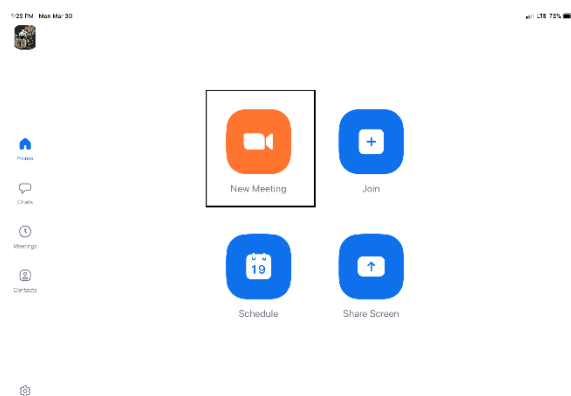


You may also see the screen below indicating that you are waiting for the host to allow you into the room:

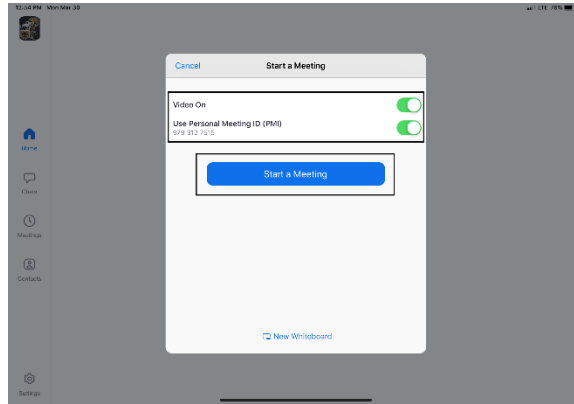


Hosting a Meeting:

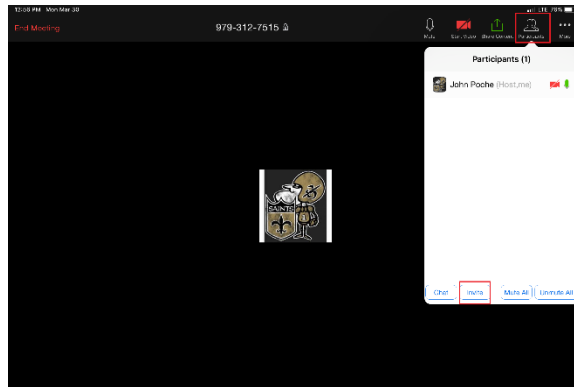
In the Zoom app click New Meeting:



Turn Video and PMI slider to on. The PMI is your personal meeting ID and will be the room ID if turned on. If you chose not to turn on the PMI, Zoom will create a random meeting ID number:

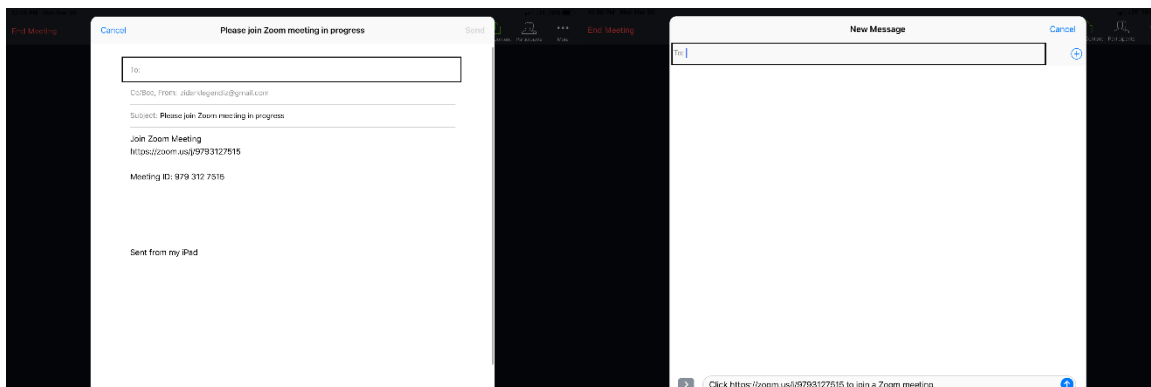


Click on Participants to see who is in the room and the Invite button to invite guest through e-mail or direct message:



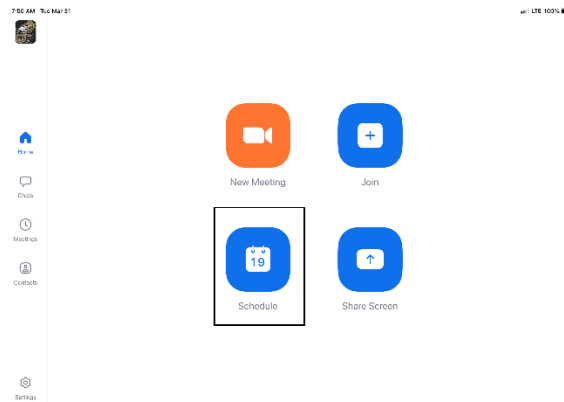
Left Side: Inviting by e-mail. You should have access to your e-mail contact list and be able to add the e-mail address to the “To” line and then hit send to invite them.

Right Side: This is for direct message. It will access your phone number list and send the invite through text.



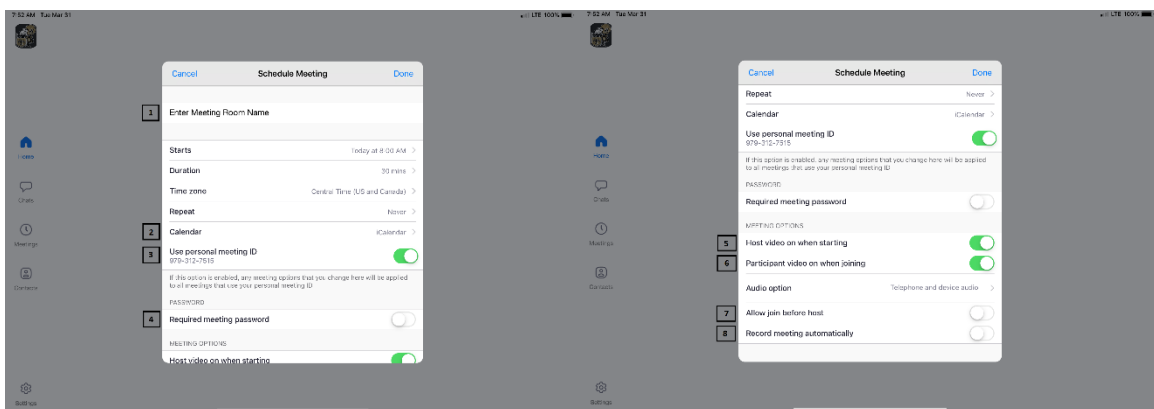
Scheduling a Meeting:

In the Zoom App click on Schedule:

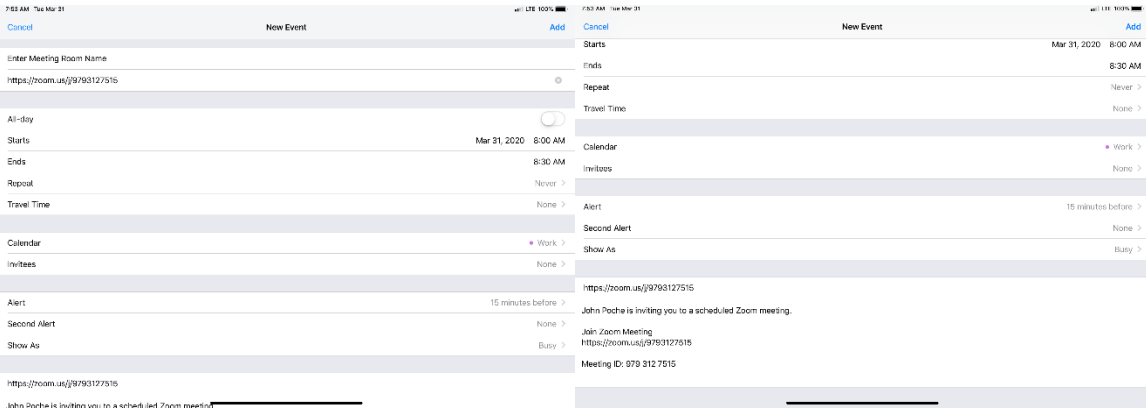


The next screen will set the criteria for your meeting:

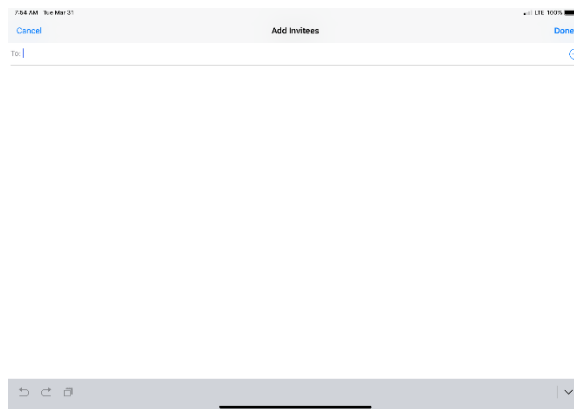
1. The room name will default to your user ID name (Example: Jon Doe's Meeting Room). You can change this room name to your liking.
2. Chose what calendar you want to use
3. If you chose yes, you will use your personal ID number as the meeting room ID. Otherwise, it will generate a random meeting room ID.
4. Select if you would like to set a password
5. This will start you video automatically when you join
6. This will start the participant's video automatically when they join
7. If selected it will let the participant join into the room before the host. Otherwise, the participant will be waiting for the host to start the meeting before there video feed starts.
8. This will record meeting automatically on your local device.



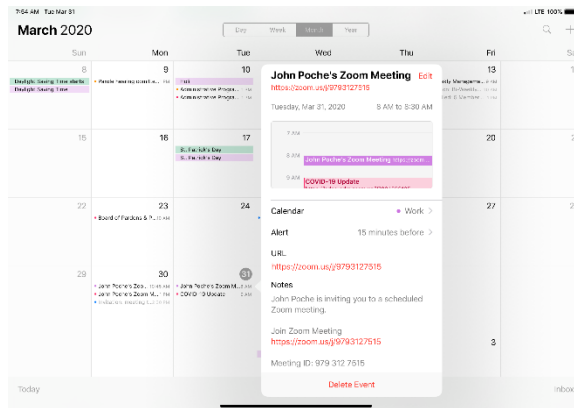
The next screen is a summary of your selections. You can click on the "Invitees" section to invite participants into the meeting:



You can see the screen below if the invite button is selected. You can invite through text or e-mail. Select done once completed and then Add to finish scheduling your meeting:



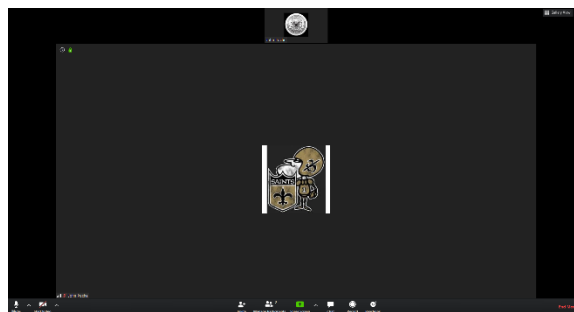
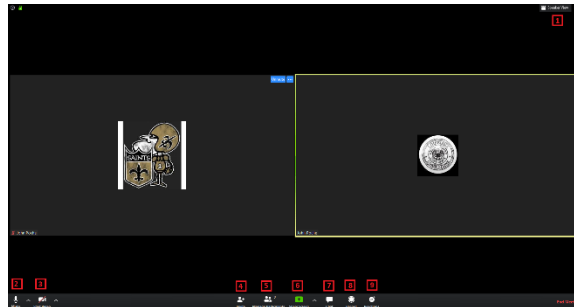
Your meeting is now scheduled and you can go to your calendar and see the event logged:



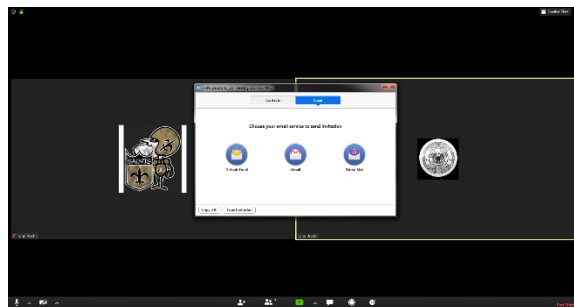
Features:

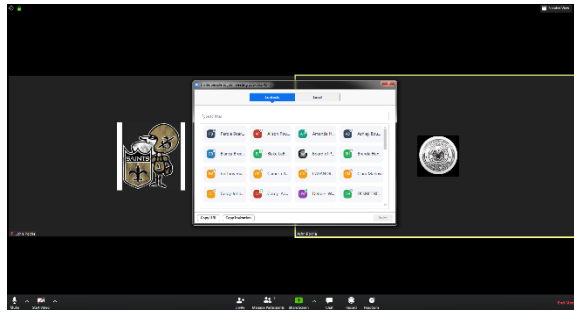
Main Screen:

1. The View can be changed from [Speaker View](#) to [Gallery View](#). Gallery View will allow you to see all participants and Speaker View will continuously change the camera to the current speaker.
2. Mute Button and Audio input selector
3. Stop video will cut off your camera feed. You can also select other video input sources from here.
4. [Used to invite participants into the meeting](#)
5. [Used to see and manage all participants in the meeting](#)
6. Used to Share your screen with all participants
7. Used to Chat with the group or pick a participant to have a private chat.
8. Records the meeting upon ending
9. Allows you to react with a “Thumps Up” and/or “Clap” emoji.

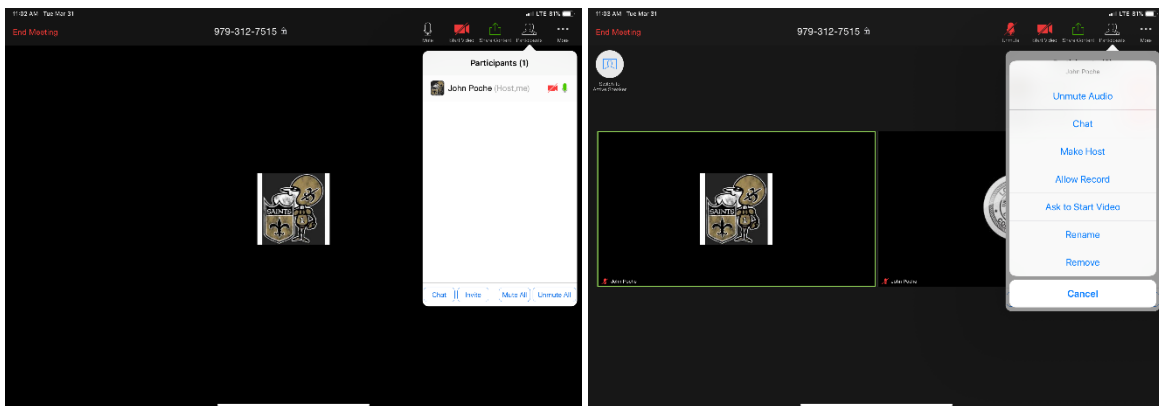


To invite participants, click on the Invite button and you will see the below options. You can invite through [e-mail](#) and [Direct Message](#). You can also use the “Copy URL” or “Copy Invitation” buttons to send your own text or e-mail message.

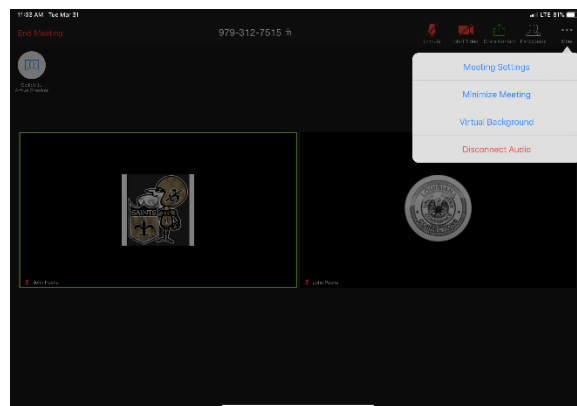




Participants Tab - You can click here to see all participants in the meeting. Clicking on a participant will give you the options to mute them, start a private chat, give them host, ask them to start their video feed, rename them and remove them from the meeting:



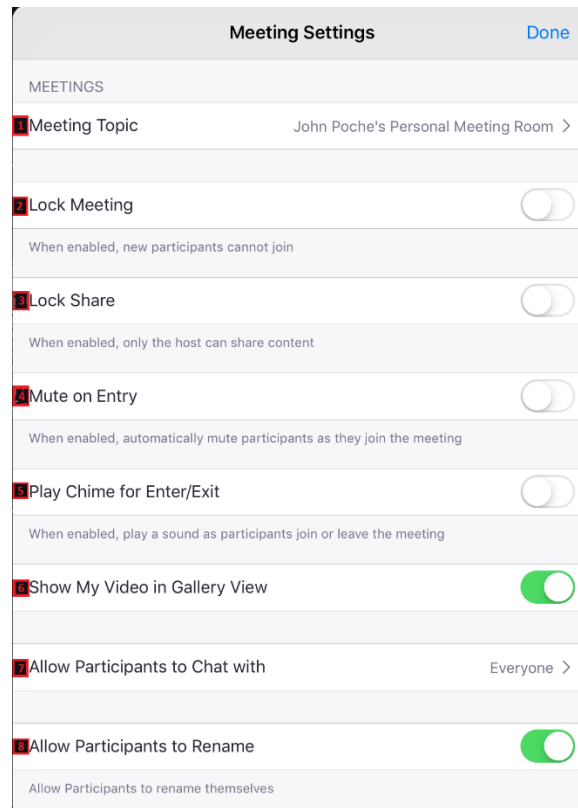
The “More” tab will give you the options to Minimize the window, add a Virtual Background and enter the [meeting settings](#):



Meeting Settings:

1. Meeting Topic -Change the meeting room name
2. Lock Meeting - makes it unable to be joined
3. Lock Share - locks the sharing option to only the host

4. Mute on Entry- mutes all participants upon entering the room
5. Play a chime every times someone enters and/or exits the meeting
6. Determines how the video layout will start
7. Determines how the participants can interact through chat
8. Allows the participants to rename themselves while in the meeting



The END
